

[www.seawindcats.com](http://www.seawindcats.com)



CRUISING CATAMARANS  
FOR  
REAL SAILORS

**SEAWIND**  
CATAMARANS




SW116107

SEAWIND

Seabreeze



Seawind is Australia's enduring builder of premium world-class catamarans. Designed to allow couples and families to cruise in safety and comfort through the use of innovative design, quality of finish, outstanding performance & sea handling ability, every Seawind is the product of a passionate and dedicated team of sailing professionals. Driven by renown founder and Australian cruiser Richard Ward, every Seawind model is capable of tackling the world's oceans. Richard and his team follow a simple successful formula – without compromise to build the best example of what a bluewater cruising boat should be, and allow anybody to feel safe and at home, regardless of the conditions, for extended time aboard...





# MORE THAN A BRAND WE'RE **A FAMILY**

**W**hen Richard Ward founded Seawind Catamarans more than 35 years ago, he didn't just become a Director of a catamaran brand, rather he ended up the patriarch of a yachting family. With every boat we build, we add to that family, and it's our relationship with Seawind owners that makes our boatyard special. It's why our website is full of links to cruising blogs by our owners. They are a fantastic, collective resource for all new Seawind owners. And for us, they're our greatest friends, and harshest critics (and family are tough critics). All of that feedback goes into improving our boats. So when you buy a Seawind you're not just buying a boat, you're acquiring the knowledge of 600 buyers who came before. And buying a Seawind means joining a community of cruisers with expertise and experience from across the globe.

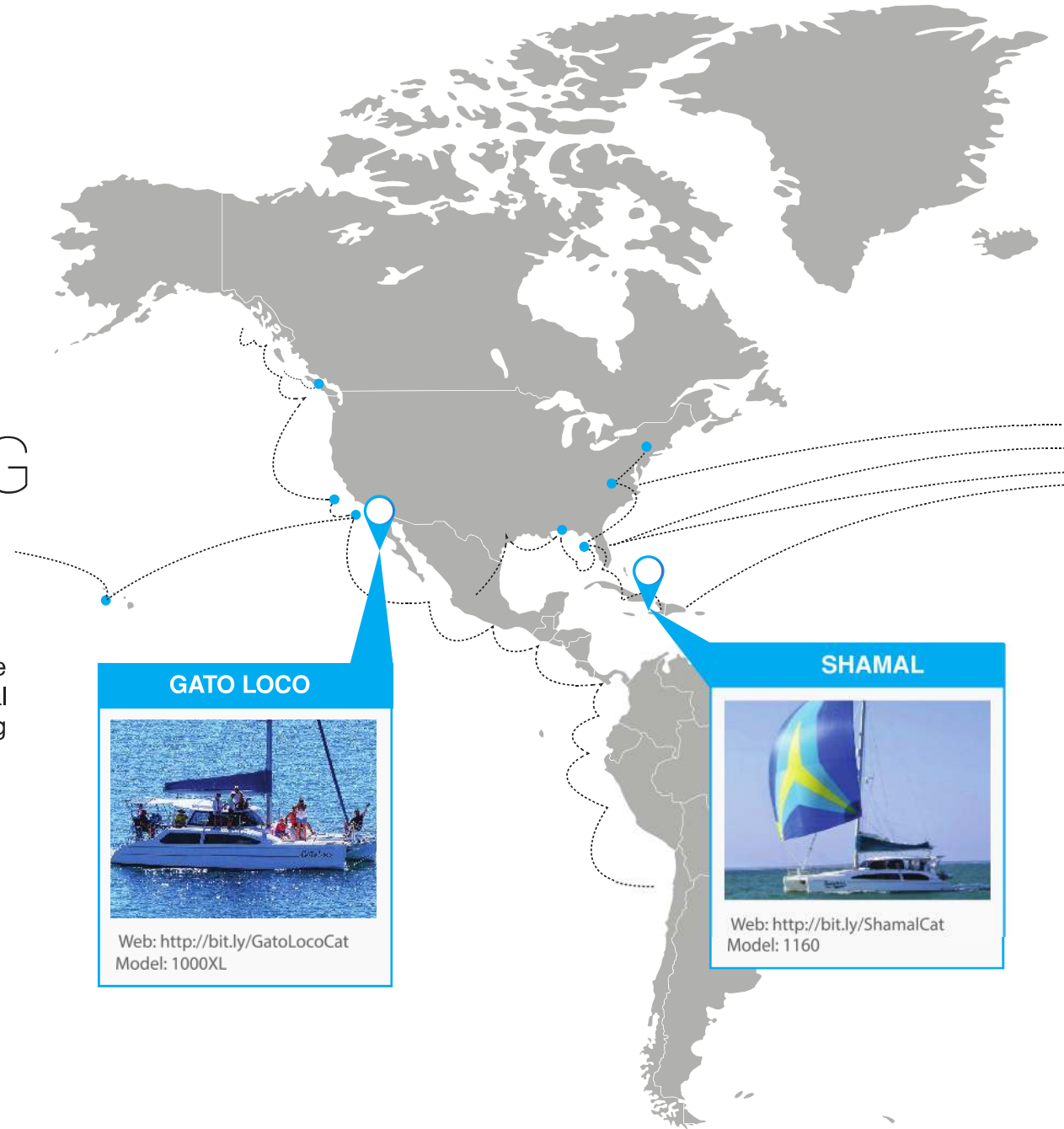


# 600+

## AND COUNTING

**W**ith over 600 boats launched, our owners have accumulated millions of cruising miles. And while you won't find dozens of Seawinds in boat shows, you will find them in the most incredible and remote locations. Seawinds are real cruising yachts for real sailors – they're out crossing oceans, and exploring hidden lagoons and anchorages all over the world.

For links to all of our owner blogs visit:  
<http://www.seawindcats.com/owners/owner-blogs/>



**GATO LOCO**



Web: <http://bit.ly/GatoLocoCat>  
Model: 1000XL

**SHAMAL**



Web: <http://bit.ly/ShamalCat>  
Model: 1160

### NORTHSTAR



Web: <http://bit.ly/NorthstarCat>  
Model: 1600

### PALI PALI



Web: <http://bit.ly/palipalicat>  
Model: 1160 Lite

### NIMROD



Web: <http://bit.ly/NimrodCat>  
Model: 1160



SW116022

SW116022



# A LIFETIME OF EXPERIENCE



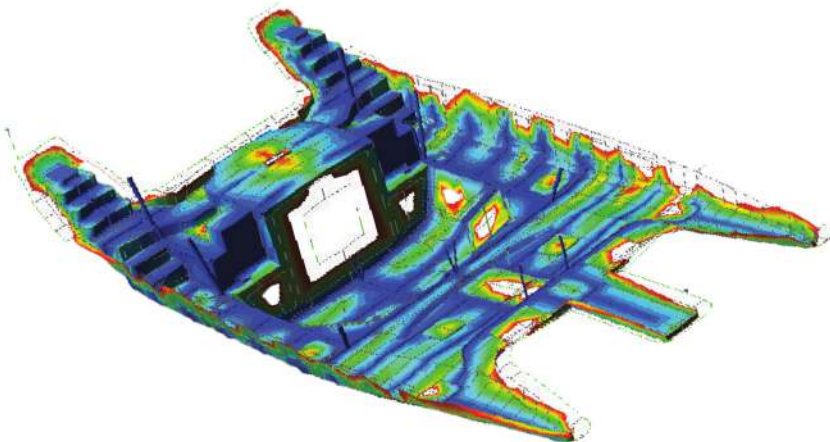
I am proud to present you with a look at the current range of Seawind Catamarans, which reflect the long and fascinating journey our company has taken – three and a half decades of designing and building catamarans capable of tackling Australia's harsh East Coast conditions. We have never been satisfied in making any sacrifices to accomplish our goals. Indeed, when we launched Seawind all those years ago, it was to make a boat to live up to our ideals and expectations of what a cruising boat really should be. We have personally tested our own boats and many others around the globe, using the toughest of conditions to refine our boats. After 35 years and 600 boats, we are as uncompromising and passionate as ever. And we're still run by a small group of fun-loving, passionate sailors - people that I'm proud to call friends. As we plan our next adventures, we're setting new goals and expectations. We're keeping our sights firmly set on the horizon. Every chapter in our story is a chance to share in the adventure of a lifetime for a Seawind owner. We look forward to hearing about your own adventures.

Richard Ward  
Founder


# WHAT'S IN A **SEAWIND**

**S** seawind is in continuous development with every new model, building on the knowledge and success of previous designs. Every boat is the result of hundreds of collective years of multihull experience, and the best construction techniques the world has to offer.

Seawind uses Resin Infusion Technology to produce a lighter, stronger, and cleaner product. In partnership with High Modulus and DIAB technologies, the complex infusion implementation process was developed using computerised simulated flow models (see below) to ensure that best quality and consistency is achieved with every new Seawind.



## PROVEN **RELIABILITY**



Every Seawind is built to the highest standards through our “globalized structural technology” process – but why is that unique and what does it mean for you? Seawind engineers consider the boat holistically. The deck of every Seawind is both glued and fully glassed to their hulls. The unique composite interior, which consists of three modular structural components, are themselves bonded to the hull at every touch point. There is no wood used in any of this structure: all shelves, dividers and bulkheads are engineered using lightweight foam-cored, composite technology. Watertight collision bulkheads are built to the same level of robustness. So the interior modules and bulkheads actually contribute to the stiffness and strength of a Seawind - the resulting stiffness providing a perfect platform to support spars and rigging. Indeed, in all of the 600 boats launched, not one has ever shed her rig, or suffered a capsized. All of that means Seawinds have a safety record that’s the envy of every shipyard.

## **PRACTICAL** & ERGONOMIC

Seawind’s sustained success over so many years is built on key features which are part of our DNA. Huge cockpit doors open to combine the saloon and cockpit – a feature unmatched in the market, and which provide expansive and versatile living space. The new 1260 enhances this feature further by adding a modular cockpit arrangement. Move chairs and seats to arrange the space as you need it, as circumstances demand. Seat 8 people inside, and another 8 outside. Or bring everyone in and make that a dozen inside or easily clear the cockpit for a long passage. Every Seawind provides flexibility and luxury while sacrificing none of the practicality that made previous Seawind models the success they are. Seawinds provide unparalleled entertainment space while sacrificing nothing in offshore safety.



# PROTECTED **SAFE** STEERING

Dual helm stations are found on every model, and offer 360-degree visibility, even on the largest models. This allows the skipper to sail safely in crowded harbor conditions, and to keep an eye on the crew when offshore. Large targa tops offer protection from the harsh offshore conditions, both sun and rain, while panoramic opening windows provide ventilation as well as visibility. Seawinds offer the protection of a pilothouse yacht, with the visibility and helming advantages of a catamaran.



# INDOOR / OUTDOOR **LIVING**

The famous Australian indoor / outdoor, open lifestyle is entrenched in Seawind designs. With unbeatable living area complimented by brilliant natural ventilation, protected cockpit lounge, and social helm seats putting the skipper in control as well as in the conversation. Best of all, you can enjoy what many cats compromise on... visibility - for the skipper and crew, with 360 degree views from the helm and saloon seats all within the protection of the fiberglass coachouse and targa top.







# OUR RANGE



**S**eawind proudly presents our range of world class catamarans designed to allow couples and families to cruise in safety and comfort. Through innovative design, quality of finish, outstanding performance & sea handling ability, every boat is built to ensure that all owners should feel at home no matter the conditions, no matter how long. Seawind catamarans are designed for extended ocean crossings, our models has all of the cruising practicality you would expect from a cruising catamarans. Seawind designers have made no compromises in safety, strength and offshore performance. All of our comfortable and robust cruisers are the first choice world class oceangoing yachts.





## SEAWIND 1600 PASSAGEMAKER

The 1600 Passagemaker reflects our aspiration to create the ideal cruiser in every aspect: this is the ultimate offshore cruising catamaran. Sublimely comfortable, this blue water cruiser is also a first class performance catamaran. With new naval architecture, new interior design, and new technologies on board, the new 1600 Passagemaker again raising the bar for offshore cruising catamarans.



## SEAWIND 1370

The 1370 is a generational step forward in catamaran design. Indoor-outdoor living is complemented by utterly unique interior features, and built to a well-defined balance of sea handling performance to live aboard comfort -this boat is built to sail fast with a full cruising payload as demanded by modern cruising sailors.



## SEAWIND 1260

Continuing the line of legendary 12-metre Seawind, this is the perfect balance of cruising practicality and powerful performance - everything a bluewater cruiser should be in a size manageable for couples of any skill level.





## SEAWIND 1190

Built for those seeking racing performance without compromise on comfort, the 1190 Sport features lifting daggerboards, rudders, and tilting engines, along with carbon reinforced light-weight construction.



## SEAWIND 1160

The award-winning, groundbreaking design featuring a clever layout and simple perfectly-refined sailing systems - delivering true bluewater potential in just 38 feet. This safe and proven design stands the tests of time... and the worlds oceans.



## SEAWIND 1160 *RESORT*

A purpose-built day charter catamaran delivering unmatched passenger capacity per foot of water- line. This boat is a class apart, and allows anyone to make their sailing passion into a successful business.



# SEAWIND 1600

## PASSAGEMAKER

Designed by world renowned naval architects Reichel Pugh, this 52-foot luxury catamaran is the perfect balance of cruising comfort and performance sailing. Reichel Pugh design expertise, along with our practical experience combine to create a yacht ideal for long extended cruising or live-aboard sailing – a yacht with real performance, and real living space.

Featuring simple sailing systems, retractable captive daggerboards, twin protected helms, and a large open cockpit space with full protection from the elements, the 1600 reflects our careful attention to creating a yacht which is not just a safe and comfortable blue water cruiser, but also a first class performance catamaran.

52<sup>Ft</sup>

# PERFORMANCE

## WITHOUT COMPROMISE

Designed for extended ocean crossings, the Seawind 1600 has all of the cruising practicality you would expect from a new Seawind, but delivered on long, fast, performance hulls. The carbon and Kevlar reinforced hulls with collision bulkheads are both stiff and safe. High aspect deep retracting rudders and daggerboards offer performance and practicality – this boat tacks easily and is a nimble performer, but has a minimum draft of only 54 cm with the foils raised. Poise is combined with power in the shape of a 23-metre rig and relatively larger sail area, providing a power to weight ratio to reel off long ocean miles, but managed with simple sailing systems.





## ELEGANT STYLING WITH REFINED FINISHES

The Seawind 1600 carries an exclusive interior full of the elegant finish work expected of a true thoroughbred sailing yacht. A delightful light-oak interior oozes Italian style, while the teak interior option offers classic styling many offshore cruisers love. The chic grey of the oak interior contrasts well with the modern walnut floor timbers. Soft LED lighting and quality sound system enhance the carefully planned atmosphere aboard.



**Overall Length** 52'8" / 16.1 m

**Waterline Length** 52'8" / 16.1 m

**Beam** 26'6" / 8.1 m

**Max. Draft** 8'6" / 2.6 m

**Min. Draft** 1'9" / 0.6 m

**Displacement** 29,982 lbs / 13,600kg

**Underwing Clearance** 2'4" / 0.75 m

**Diesel Sail Drives** 2 x Yanmar 57 hp / 43 Kw



<b>Fuel</b>	200 US gal / 750 litres
<b>Fresh Water</b>	174 US gal / 658 litres
<b>Mainsail</b>	1,080 sq ft / 100 sq m

<b>Jib</b>	478 sq ft / 44.5 sq m
<b>Screecher (Optional)</b>	990 sq ft / 92.5 sq m
<b>Spinnaker (Optional)</b>	2,370 sq ft / 220 sq m





# SEAWIND 1370

The Seawind 1370 ushers in a new era in multihull design. Light and nimble through meticulous design and advanced lightweight construction - but crucially, capable of being heavily loaded with the minimum of impact on performance, the 1370 is a generational step forward. The 1370 is built to a well-defined balance of sea handling performance and live-aboard comfort demanded by modern cruising sailors.

Seawind Catamarans deployed countless thousands of man-hours in hull design and optimisation and spared no expense in refining the crucial sailing ergonomics suited to a modern cruising couple. Our rigorous design efforts have produced a hull capable of truly thrilling light air and heavy weather speeds, impressive pointing ability while being easy to handle shorthanded or single-handed.

Seawind has taken the feedback of hundreds of existing Seawind owners and sailors, and combined them with the practical experience and build principles of our senior shipwrights to create a design process that perfectly merged these two perspectives. We have adopted all of the best advances made in the last decade of catamaran design, and incorporated countless new innovations in hull dynamics, structural engineering, exotic composite materials and manufacturing methods to achieve a true adventure boat. Where other Seawinds have been built tough - the 1370 will be bulletproof.

45<sup>Ft</sup>

# PERFECT BALANCE OF PERFORMANCE & LIFESTYLE

The impressive reverse bows on the Seawind 1370 aren't just a showpiece. They are central to the 1370's design by way of targeting the wave-piercing aspect to their effectiveness to reduce pitching, provide enhanced comfort and safety and produce a smoother more stable ride. But for cruisers to realise those performance advantages, we believe sailing ergonomics are of utmost importance. This single-level catamaran boasts Seawind's indispensable twin protected helms which offer skippers complete protection and 360 degree visibility, while still being in easy reach of anyone in the saloon or down below. Sheets, reefs and halyards are all led aft to electric sheet winches at the helms making rough, offshore passages more comfortable and achievable from the safety of the dry and protected cockpit.





## BLUEWATER CRUISING IN UNRIVALLED COMFORT

Open-plan living, with saloon, galley, cockpit and helms all on one level, means this catamaran boasts incomparable open living area. But not content with ticking all of the boxes, the 1370 advances one step further with another Seawind first - the innovative new breakfast (or evening) bar with integrated seating. It will serve as a coffee area in the morning when you're ready to get going, and make taking that first rest after a day of fast sailing a truly simple pleasure. The 1370 includes an integrated cockpit BBQ and sink, as well as foredeck and cockpit lounges - all of the modern necessities, while employing true boatbuilding craftsmanship at every level. The 1370 is fitted with exquisitely crafted carpentry throughout, complimented by a saloon that is bathed in bright natural light and ventilating airflow thanks to Seawinds famed Tri-fold door and essential forward opening window system. The comprehensively equipped galley comes standard with bar fridge, large 130l chest freezer, and an abundance of storage, making it ideal for extended cruising and responding to couples with varying needs for toys and equipment on their own unique voyage.



**Overall Length** 45' / 13.7m

**Waterline Length** 45' / 13.7m

**Beam** 24'11" / 7.6m

**Draft** 4'3" / 1.3m

**Headroom** 6'10" / 2.1m

**Displacement** 24,250lbs / 11,000kg

**Underwing Clearance** 2'9" / 0.85m

**Diesel Sail Drives** 2x Yanmar 40hp / 30kw



**Fuel** 155 US gal / 600 litres

**Fresh Water** 155 US gal / 600 litres

**Mainsail** 861 sqft / 80 sqm

**Jib** 387 sqft / 36 sqm

**Air Draft** 70'10" / 21.6m

**Displacement** 24,250lbs / 11,000kg



Rakusu

SEAWIND  
1950

# SEAWIND 1260

The Seawind 1260 continues a long and successful series of 12-metre Seawinds which now carry legendary status among cruisers. In many cases, this size offers the optimum balance between cruising robustness, and manageability for a couple. The sustained success of this series is built on key features which are part of our DNA. Immediately recognizable are the tri-fold cockpit doors which fully open to combine the saloon and cockpit – a feature unmatched in the market. And now in the new 1260 they provide over 13m<sup>2</sup> of open living space. The new 1260 enhances this feature further by adding a modular cockpit arrangement. Move chairs and seats to arrange the space as you need it, as circumstances demand. Seat 8 people inside, and another 8 outside. Or bring everyone in and make that a dozen inside or easily clear the cockpit for a long passage. The 1260 provides flexibility and luxury while sacrificing none of the practicality that made previous Seawind models the success they are. Seawind 1260 provides unparalleled entertainment space, and unmatched offshore pedigree in a boat of this size.

A 4-Cabin Charter Version of a Seawind 1260 is a boat to provide the space and comfort needed on a limited-time holiday, and the quality and durability to stand the test of time. The new 1260 is all of that and more - she is a boat built for sailors by sailors. With performance hulls and enough sail area to excite, combined with carefully designed sail handling and management systems, the Seawind 1260 makes for a charter holiday you will want to repeat every year. And the Seawind 1260 can handle hot chartering climates – she features the same unique ventilation system as on our other models which combine ventilation in the cabins, the forward opening windows, and the tri-fold doors to draw air through the boat even in hot, tropical conditions. The large and rugged targa top provides shelter from the sun and rain alike. But she does it all with performance and sailing pleasure. And of course, she is built with Seawind quality construction, high resale values, and enduring appeal.

41 Ft

# A COMFORTABLE

INDOOR / OUTDOOR

## LIFESTYLE

The Australian indoor / outdoor, open lifestyle is entrenched in this new design, with an unbeatable living area complimented with brilliant natural ventilation, protected cockpit lounge, and social helm seats putting the skipper in control as well as in the conversation. Best of all, you can enjoy what many cats compromise on...“visibility” for the skipper and crew, with 360 degree views from the helm and saloon seats all within the protection of the fiberglass coachouse and targa roof.





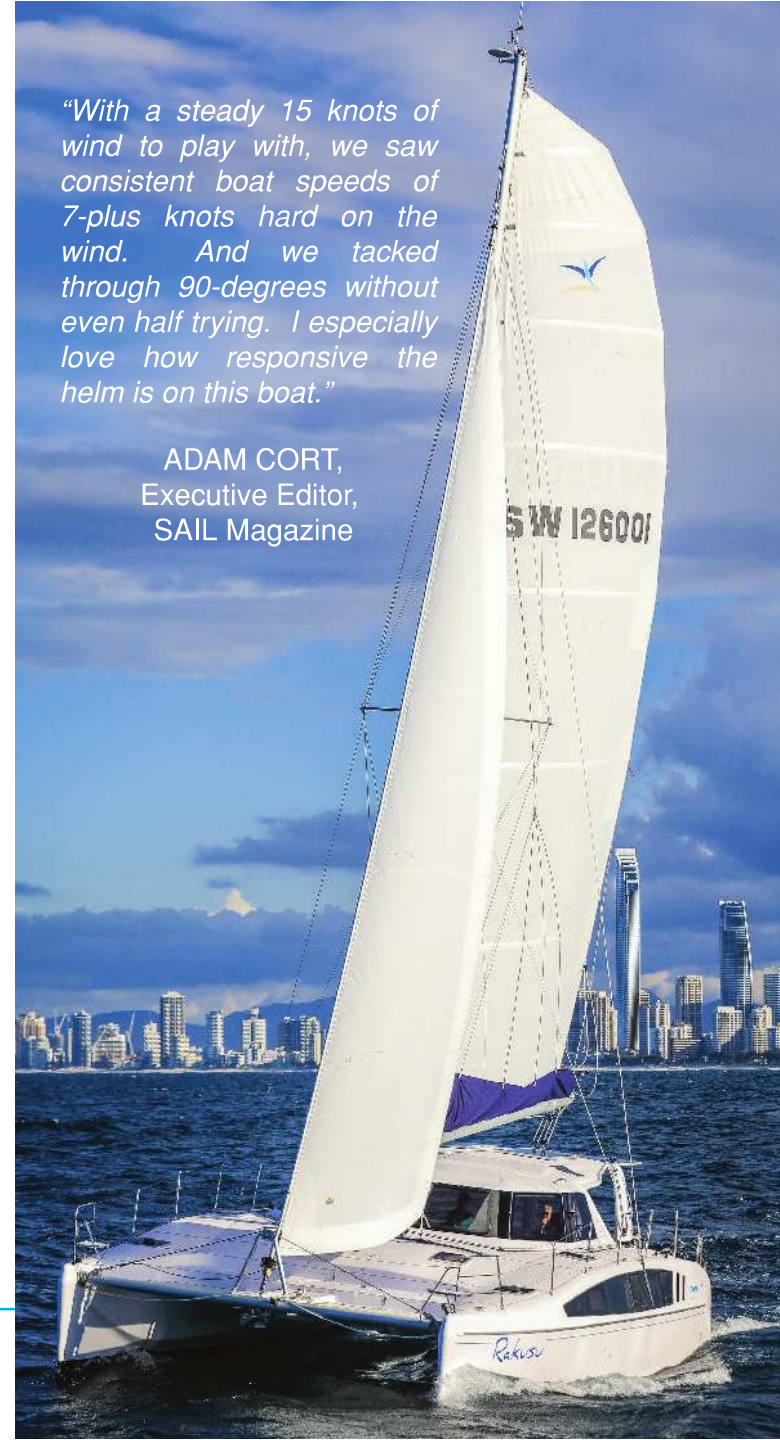


*"With a steady 15 knots of wind to play with, we saw consistent boat speeds of 7-plus knots hard on the wind. And we tacked through 90-degrees without even half trying. I especially love how responsive the helm is on this boat."*

ADAM CORT,  
Executive Editor,  
SAIL Magazine

## BUILT TOUGH FOR SERIOUS SAILORS

The 41ft 1260 is Seawinds' ultimate mid-sized ocean cruiser, Seawind designers have made no compromises in safety, strength and offshore performance. This comfortable yet robust cruiser is first and foremost a world class oceangoing yacht, placing practicality, ergonomics and construction strength above all else.





<b>Overall Length</b>	41 ft / 12.45 m
<b>Beam</b>	22' 3" / 6.8 m
<b>Draft</b>	3' 8" / 1.16 m
<b>Displacement</b>	18,077 lbs / 8,200 kg

<b>Underwing Clearance</b>	2' 6" / 0.80 m
<b>Fresh Water</b>	185 US gallons / 700 litres
<b>Diesel Sail Drives</b>	2 x 29 hp Yanmar



**Fuel** 126 US gallons / 480 litres

**Steering Twin Helms** Cable Steering

**Mainsail** 707 sq ft / 65.7 sq m

**Jib** 307 sq ft / 28.5 sq m

**Screecher** 710 sq ft / 66 sq m

**Spinnaker** 1,238 sq ft / 115 sq m



Meriwether

SEAWIND  
1510 Sport

# SEAWIND 1190

The 1190 'Sport' variant of the range appeals to the hundreds of Seawind owners who enjoy racing and fast cruising. This pacey member of the family carries retracting dagger boards and lifting rudders following the same design principle as the lauded Seawind 1600. Depending on the sails, these daggerboards and rudders provide between 5 and 7 degrees higher pointing angle to windward as compared to standard low-aspect ratio keels.

Both the 1160 'Lite' and the 'Sport' models use twin electronically tilt-up 20 hp outboards instead of inboard diesels, which provide a great advantage in reducing drag and weight aft, while offering the easy serviceability many performance sailors require.

39<sup>Ft</sup>

# THE PRODUCTION CATAMARAN FOR **PERFORMANCE** SAILORS

The Seawind 1190 Sport offers all of the advantages of a modern, sport catamaran without losing the ability to perform as a long-distance cruiser. The result of collaboration between two of the catamaran industry's leading designers, the 1190 Sport has been exhaustively optimised for those deft-touched helmsmen seeking a catamaran with poise, balance and pace. Experienced sailors will appreciate the ease with which the 1190 tacks, the uncluttered and organised cockpit, and perfectly balanced steering. Performance sails, plenty of carbon fibre, and excitement are standard.



# ENHANCED DESIGN FEATURES PROVIDE A PREMIUM SAILING EXPERIENCE



## DAGGERBOARDS AND RUDDERS

---

Improved pointing to windward (5-7 degrees), reduced drag and light, responsive steering.

## BIG RIG

---

Tall double spreader rig allows for a higher aspect mainsail and jib.

## CARBON REINFORCEMENT

---

Extensive use of carbon fiber in high load structural areas, increasing stiffness and reducing unwanted weight.

## SYNTHETIC RIGGING & SAFETY LINES

---

Using racing technology with Dynex synthetic rigging, weight has been taken out of the rig up height.

## OUTBOARD ENGINES

---

Reduced weight and drag, twin 20 hp Honda Outboards are standard on the Sport which also has the added benefit of reduced maintenance and associated costs.



<b>Overall Length</b>	39 ft / 11.9 m
<b>Waterline Length</b>	37 ft / 11.3 m
<b>Beam</b>	21'4" / 6.5 m
<b>Draft</b>	1'9" – 6'9" / 0.6 -2.1 m

<b>Displacement</b>	13,227 lbs / 6,000 kg
<b>Underwing Clearance</b>	2'4" / 0.73 m
<b>Power Tilt Outboards</b>	2 x 20 hp Honda
<b>Fuel</b>	71 US gallons / 270 litres



**Fresh Water**

185 US gallons / 700 litres

**Steering Twin Helms**

Cable Steering

**Mainsail**

657 sq ft / 61 sq m

**Jib**

258 sq ft / 24 sq m

**Screecher (Optional)**

603 sq ft / 56 sq m

**Spinnaker (Optional)**

1,066 sq ft / 99 sq m

SW116014

happy days

SW 116015

Champagne  
On Ice



# SEAWIND 1160

In 2004 Seawind Catamarans launched the 38ft Seawind 1160... a ground breaking and innovative design that gained worldwide acclaim for its clever layout and use of space, ergonomic design and efficient short-handed sailing performance. With well over 100 Seawind 1160s launched and sailing the world, the design has been well proven, from crossing the Whitsundays, Thailand and Caribbean. Now with the Seawind and Corsair Marine design teams joining forces, a whole new approach is being taken to this classic design.

The Seawind 1160 is available in two platforms to suit a large, modern market enthusiastic about 38-foot catamarans. The Deluxe version features elegant wood surfaces from floor to cabinetry and table tops. But for those prioritising weight, the Lite platform features timber laminates that reduce weight by almost 1,000kg. The new 1160 is as versatile and dynamic as she is practical and well appointed.

The layout offers incredible use of space, with a unique open flow from the cockpit into the saloon and down to the cabins and a forward wet locker. With 360 degree views and plenty of natural light down below, you have a great view point from any angle on this design.

38 Ft

# LIVE, EXPLORE AND DISCOVER WITH AN 1160



The Seawind 1160 pioneered modern cruising catamaran ergonomics, including the transverse bed arrangement - one bed arranged fore-aft and the other arranged transverse, meaning you will always find a comfortable sleeping angle in the cabins (see layouts page 37). The broad saloon allows for a large double bed - so sleep under the stars when anchored. While under way, have a comfortable nights sleep in the saloon, within easy reach of the captain on the helm. It's these easy and natural ergonomics which make the Seawind 1160 design the cruisers choice across the globe.





The Seawind 1160 Lite has a sleek new interior design and fitout, with lightweight and stylish timber-effect laminate surfaces and a contemporary colour palette. Upholstery is modern, angular, supportive and comfortable, with a range of premium interior fabrics to choose from.

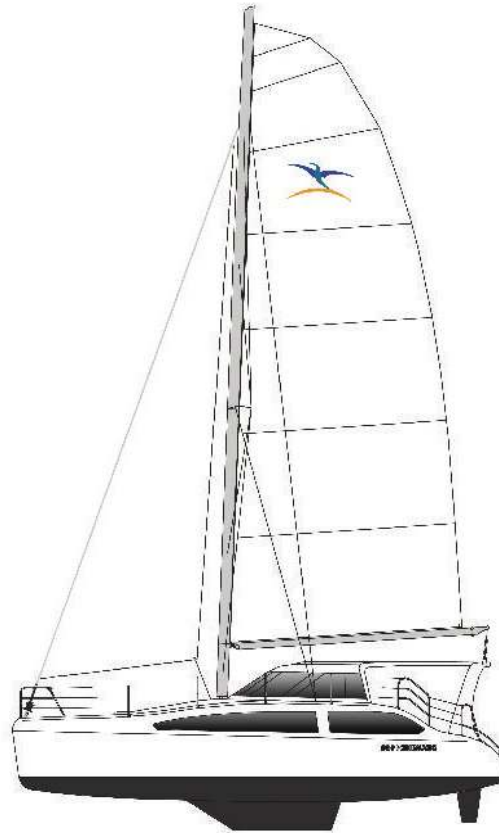
The layout maximizes the space of this 38-footer and allows for open airflow from the fully-opening cockpit doors through the saloon, down into the cabins, and through the forward wet locker. The open design affords the skipper an unmatched view of the horizon as well as the crew inside. Down below, 360-degree views and plenty of natural light make the hulls warm, inviting and restful.





<b>Overall Length</b>	38 ft / 11.6 m
<b>Beam</b>	21'4" / 6.5 m
<b>Draft</b>	3'6" / 1.1 m
<b>Displacement</b>	14,300 lbs / 6,500 kg

<b>Underwing Clearance</b>	2'4" / 0.73 m
<b>Fresh Water</b>	185 US gallons / 700 litres
<b>Power Tilt Outboards</b>	2 x 20 hp Honda
<b>Diesel Inboard (Optional)</b>	2 x 29 hp Yanmar

**Fuel**

71 US gallons / 269 litres

**Steering Twin Helms**

Cable Steering

**Mainsail**

635 sq ft / 59 sq m

**Jib**

226 sq ft / 21 sq m

**Screecher (Optional)**

667 sq ft / 62 sq m

**Spinnaker (Optional)**

1,023 sq ft / 95 sq m



SEAWIND

KURU

SEAWIND

E5  
AVA

KURU



# 1160 RESORT

The 1160 Resort continues a successful line of Day Charter Catamarans from Seawind, but in a larger, newer, more versatile and customisable package. However this boat still remains in a completely unique market of her own: large passenger capacity, but in a low-maintenance and low-cost size. This means fantastic returns relative to the investment, and puts the 1160 RESORT truly in a class of her own.

The innovative business concept surrounding the new 1160 RESORT offers investors an exciting option away from their traditional revenue streams and brings owners something that not many business opportunities can... FUN. And this gives Seawind the unique opportunity to do something we have the privilege to do ourselves: help sailors make a business out of their passion. For these ambitious and successful sailors, the 1160 RESORT offers a sound business, whilst also providing a great lifestyle with sailing at its core.

38<sup>Ft</sup>

# AN UNFORGETTABLE GUEST EXPERIENCE

The Seawind 1160 Resort is tailored to the needs of commercial operators who require a safe, cost effective yacht which also provides maximum comfort for guests. Ideal for dive operator, whale and dolphin watching, or simply taking tourists to explore coral reefs and sheltered sandy bays. The Seawind 1160 Resort is built to last, while being stylish and comfortable - completely reinventing the day charter concept. This yacht will add a new dimension to your business with the aim of retaining guests year after year.



Whale & Dolphin watching



Eco Tourism



Lunch & sunset cruises



Dive & snorkel



Parties



## A LIFE - CHANGING INVESTMENT

Passenger capacity relative to the length of a day charter boat is the critical metric when it comes to optimizing earning potential. At 38 feet, the 1160 Resort day charter catamaran safely carries up to 43 passengers, delivering optimum returns!





**Overall Length** 38 ft / 11.6 m

**Waterline Length** 37 ft / 11.3 m

**Beam** 21'4" / 6.5 m

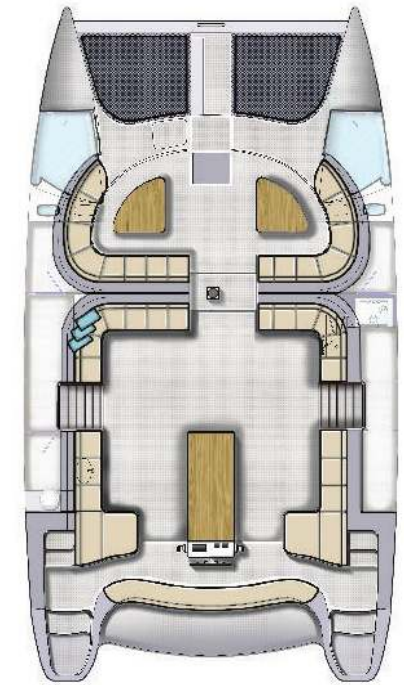
**Draft** 3'1" / 1.1 m

**Displacement** 15,432 lbs / 7,000 kg

**Underwing Clearance** 2'4" / 0.73 m

**Steering** Cable Steering

**Power Tilt Outboards** 2 x 25 hp Yamaha High Thrust



<b>Fuel</b>	48 US gallons / 182 litres
<b>Fresh Water</b>	108 US gallons / 410 litres
<b>Passengers</b>	43 CE / 45 AU Survey

<b>Mainsail</b>	538 sq ft / 50 sq m
<b>Jib</b>	208 sq ft / 19.3 sq m
<b>Spinnaker (Optional)</b>	1,001 sq ft / 93 sq m

# WHAT

## DO OUR OWNERS SAY?



### ANDREW STANNING

Buying my third Seawind was an easy decision to make. I think they are great Catamarans combining a perfect compromise between sailing performance and cruising liveability. Well built with awesome ventilation, shade and a great steering position make for easy single handed sailing. They offer great factory support and over 30 years' of multihull experience.



### ANDREW GRACE

To my surprise the factory is actually a significant improvement over my past experiences with boat production, the site is very well laid out with separate assembly sheds, and supported by a high quality workforce of expats and locally trained staff. They take real pride in their work and the attention to detail on the finer finishing of key aspects within the boat are of a very high standard.



### NICK & LINDA CABALLERO

Choosing a Seawind for a cruising catamaran vs. other builders was quite a process for us. In doing research, the happiest owners and the ones most satisfied with after-sale support, hands down, goes to Seawind.



### ERIC AND PAM SELLIX

Our Seawind 1160, Pied-a-Mer III, is our home, 24/7/365. It has taken us from British Columbia, Canada to Mexico, across the Pacific through French Polynesia to Australia and New Zealand. Almost 30,000 nm in seven years. She is masterfully built not just for comfort, but also for safety. In fact safety was the reason we bought her. We are both in our 70's, so safety and ease of sailing are pretty important. And we expect to spend many more years sailing her.



## You Tube Sailing Ruby Rose

<http://yachtrubyrose.com/>

"We have decided to sail the world. Yep, like many others. We sold up, rehoused the cats (that was such a wrench, we loved those cats) and moved onto a boat!

We are now sailing around the globe, filming our adventures and making some sweet videos. We hope you like what we do!"

Nick and Terysa



## You Tube Harbor Unknown

<https://www.youtube.com/HarborsUnknown>

"Harbors Unknown is the story of two dreamers, Kristin and Fabio Potenti, and our French Bulldog Yoda. We sold our home at the beginning of the pandemic (May 27th, 2020) and moved aboard our Seawind 1600 catamaran, Wanderlust, in September. We're documenting our transition to boat life as live aboard sailors, sharing our learnings, adventures and delicious meals cooked on board."

Kristin and Fabio Potenti

FOR MORE OWNERS BLOGS VISIT:

<https://www.seawindcats.com/community>

# THE SEAWIND COMMUNITY



**B**uying a cruising yacht isn't just about getting the right features, it's also about having the support you need. It's why we continually invest in training and developing our Customer Service team. When you buy a boat from us, our team send frequent updates with photos of your boat in construction, and we keep you up to date with progress.

All of that means Seawind has a remarkable number of repeat buyers. Many Seawind owners keep their boat for years and decades – after all they're built to last. But when it is time to change, we've got the right boat at the right time, with a reassuring track record of support. It's not unusual to find buyers on their 3rd or even 4th Seawind!

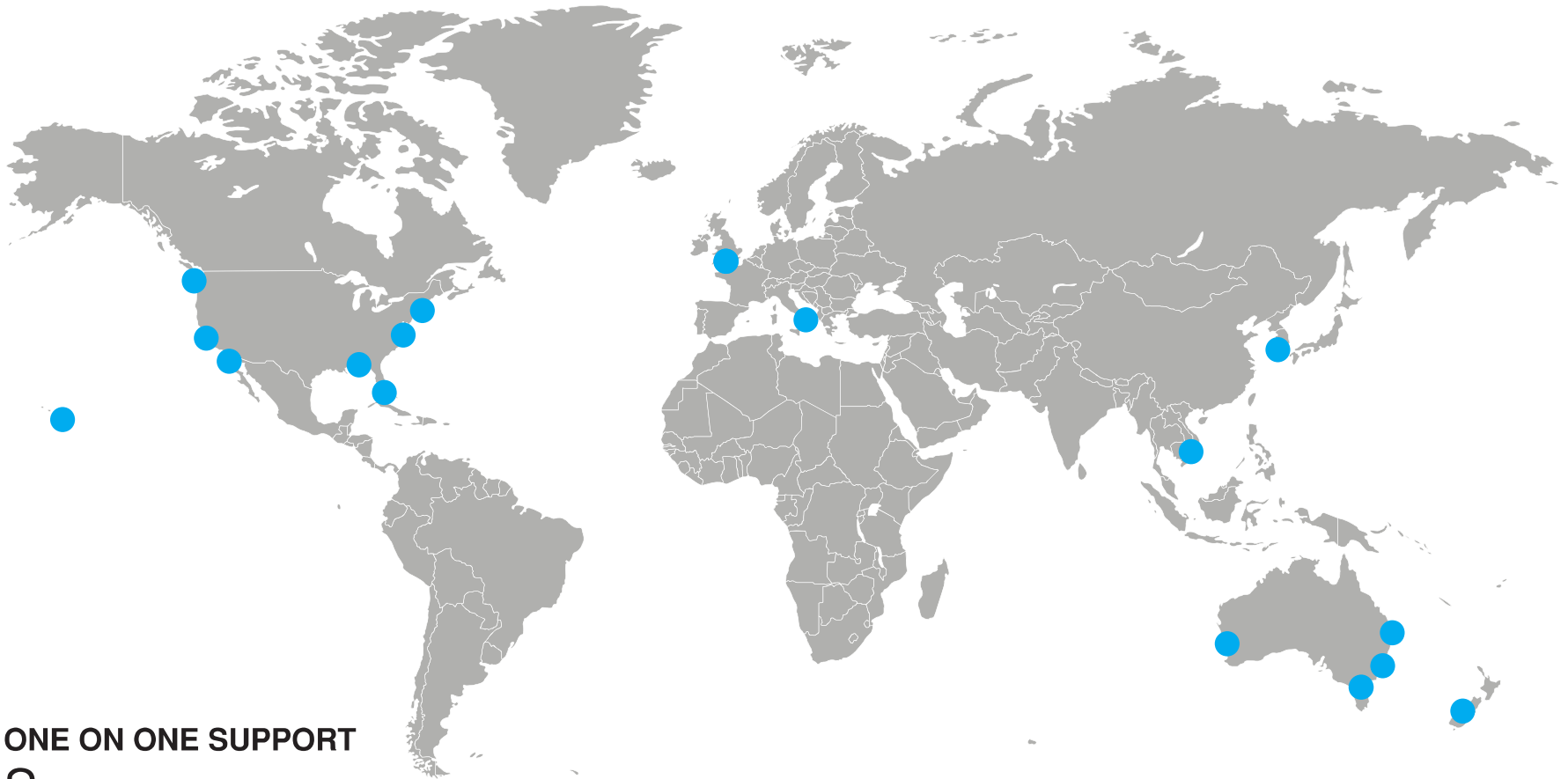
Those expert owners know the boats inside and out. So we work hard to foster an active and helpful Seawind Community, which will be one of your greatest assets when it comes to Seawind ownership (and it seems on many more aspects of life!).



Find out more about our owner community here: <http://seawindcats.com/community/>



# GLOBAL SUPPORT NETWORK



## ONE ON ONE SUPPORT

**S**eawind ownership is all about confidence. You may have plans to explore locally – or explore the world. That’s why we have dealers on 4 continents offering the support and expertise you need far from home. Our network of catamaran experts are on hand to answer your questions and help you through the buying process, as you would expect. But they also form great bonds with Seawind owners through their common interest and love of sailing. And, you guessed it, many Seawind dealers are themselves Seawind owners and active cruisers. Many miles of ocean may separate you, but our dealers are only a phone call away.







[www.seawindcats.com](http://www.seawindcats.com)

[info@seawindcats.com](mailto:info@seawindcats.com)