

HH CATAMARANS

PERFORMANCE. LUXURY. CARBON CONSTRUCTION.



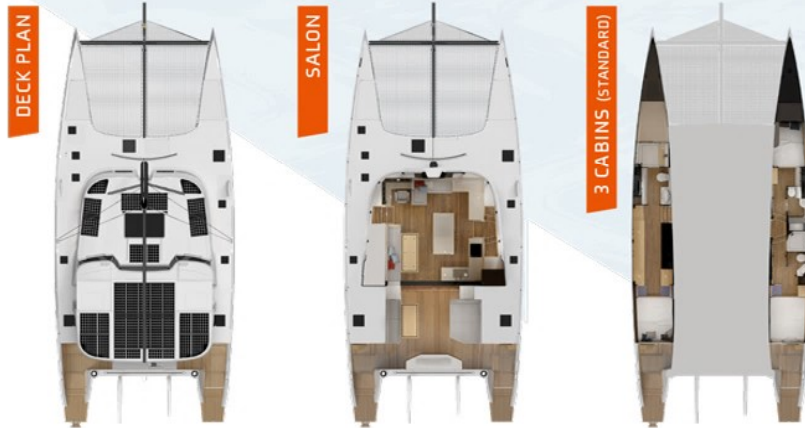
HH60

YACHTING EVOLVED


MEET THE HH60

For those seeking limitless adventure and unbridled speed, the new HH60, with its powerful rig plan, extra-large cockpit, king size beds, and deep daggerboards, is sure to ignite the imagination. The fully refined, performance optimized HH60 will provide the ultimate platform for whatever lies over the horizon.

AFT HELM OPTION



FWD HELM OPTION



POWERED BY **EcoDrive** A PARALLEL HYBRID SYSTEM.

The HH60 has been designed from the ground up to work with a parallel diesel/electric hybrid, a large solar array on the cabin top and hydro-regeneration while sailing.


Our EcoDrive provides all the benefits of an electric boat: silent fume free motoring, instant torque for maneuvering, and hydro-regeneration while sailing; while also providing the reliability of trusty diesel engines as a back up.

For the technology shy, traditional standalone diesel engines with shaft drives are also offered.

BETTER BY DESIGN. BETTER BY BUILD.

Luxury and speed are elevated when you have the ability to expand. The hulls boast king size beds aft and a generously sized owner's en-suite reserves space forward of the shower that makes for a perfect crew quarters or office. Meanwhile, the elongated platform and taller rig boost performance to a level akin to our flagship HH66 (complete with optional tiller chairs).

Whether racing in the multi-hull circuit or simply cruising the world with wind speed performance, the HH60 will set a new standard in sailing performance and luxury.





SPACE

The natural evolution of the HH55, the HH60 has been expanded to provide generous entertainment and living space. King size beds can be found in the aft cabins, and huge sliding glass doors stack to one side to provide a seamless transition from the salon to the cockpit.

PACE

The HH60 was born from a desire to take the already-stellar performance up another notch. A taller mast, longer longeron, and deeper daggerboards ensure that the HH60 will outperform everything in its class. Performance is part of our DNA.

Every HH Catamaran is built using the very finest, strongest and lightest materials available. We are experts in Carbon Construction and infuse all of our hulls with Epoxy resin. Bulkheads are solid carbon fiber and long, reverse plumb bows stretch the water line for efficiency. A robust sail plan allows for light wind sailing, and C-Shaped pre-preg carbon fiber daggerboards allow for unparalleled up wind performance.

GRACE

Sleek, streamlined, and stunningly beautiful, the HH60 is elegance in motion.



**LEARN MORE
ABOUT THE HH60 AT
[HHCATAMARANS.COM/HH60](https://hhcatamarans.com/HH60)**

HH60

PRINCIPAL DIMENSIONS

| | METRIC | IMPERIAL |
|------------------------|-----------|-----------|
| LOA | 17.95 m | 58.88 ft |
| LWL | 16.47 m | 54.02 ft |
| BOA | 8.10 m | 26.57 ft |
| Hull Beam On Waterline | 1.70 m | 5.58 ft |
| Draft (Board Up) | 1.60 m | 6.30 ft |
| Draft (Board Down) | 4.04 m | 13.25 ft |
| Bridge Deck Clearance | 900 mm | 2.95 ft |
| Displacement Lightship | 15,500 kg | 34,162 lb |
| Displacement Max Load | 20,600 kg | 45,402 lb |

SAIL AREAS

| | | |
|--------------------|-----------------------|-----------------------|
| Mast Clearance | 28.78 m | 94.40 ft |
| Main Sail | 140.15 m ² | 1,508 ft ² |
| Solent | 69.53 m ² | 748 ft ² |
| Staysail | 43.00 m ² | 463 ft ² |
| Fractional Reacher | 170 m ² | 1,829 ft ² |

PROPULSION

2x YANMAR 57 HP

| | |
|---------------------------|-------------------------|
| Speed Under Engine | 10 Knots |
| Cruising Range at 7 Knots | 700 Nm |
| Classification | CE Category A, Module B |

Designer & Structural Engineers

Morrelli & Melvin

HH CATAMARANS

HHCATAMARANS.COM