



LEOPARD | 50 L

## LEOPARD | 50 L

Designed as a versatile replacement for the award-winning Leopard 48 (Boat of the Year 2012), the new Leopard 50 is an exciting new cruising sailing catamaran taking the best of Leopard Catamarans' previous features yet boasting new innovations and design elements both on the exterior and interior.

The next generation of Leopard Catamarans











With naval architecture by Simonis & Voogd Yacht Design, and with exterior and a fresh new look on the interior design by the world-class design team at Robertson and Caine, the Leopard 50 proudly ushers in the next generation of Leopard Catamarans' style and functionality.

---



---

Her versatility begins with the option to choose for the first time ever on a Leopard Catamaran of this size, a flybridge accommodation.

Named the Leopard 50L, this layout is ideal for anyone looking for more outdoor living space.



# CRAFTSMANSHIP

---

## 25 Years of Production Expertise

While the exterior of the yacht has been enhanced, Naval Architect for Simonis Voogd Desgin, Alexander Simonis, tells us this: "Most of the work has been done 'under the bonnet' so to say by advances made in the construction geometry of the new 50.

To create the beautiful open plan layouts and the near 360 degree view from the saloon area while at the same time have a strong and stiff yacht which is not too heavy requires advanced engineering solutions.

The new Leopard 50 makes use of carbon infused ring frames in the most critical areas to achieve this.

This type of construction has been pioneered on the larger all carbon racing catamarans and is now successfully being applied in this Leopard cruising catamaran so that we can offer the best possible mix between comfort, space and performance."









# INTERIOR

The perfect blend of  
comfort and style

The interior has an elegant, light finish that is accented with grey contrasts. The design is modern and fresh, with a focus on quality of finish and materials.

The stylish interior is designed with plenty of headroom and an ergonomic layout.



A staple in all new Leopard models, the forward facing settee, situated aft, allows for direct communication with the forward facing galley.

The saloon is finished off with a saloon sized overhead skylight, and the signature forward cockpit is accessible from the saloon through a weather-tight door.

True to the Leopard pedigree, the Leopard 50 emphasizes functional open spaces and ease of handling.







# COMFORT

## Increased space and innovative design

The Leopard 50's increased area, ergonomically designed open plan saloon and galley, increased forward cockpit and more onboard area make her the ideal catamaran for guest entertaining as well as long-range cruising.

Onboard entertaining is accentuated with ample dining space, and forward facing L shaped seating communicating directly with the galley, situated forward.

Wide sliding saloon doors afford panoramic views towards the stern, allowing the interior saloon to flow naturally towards the outside aft and forward cockpit.

The boat is flooded with natural light during the day and after sunset, illuminated by subtle hidden lighting, with individual spotlights to highlight certain areas.









# INNOVATION

---

## The Leopard 50L Flybridge

The innovative flybridge on the Leopard 50L includes a lounge area, a sunbed and shade awning. Access to the flybridge is provided by floating stairs leading up from the aft cockpit.


While under sail, passengers can move about the flybridge with ample headroom and never worry about interference from the boom.








# SPECIFICATIONS



  
**WATER CAPACITY**  
185 US gal  
700 L

  
**FUEL CAPACITY**  
243 US gal  
920 L

  
**DISPLACEMENT**  
45,415 lbs  
20,600 kg

  
**ENGINES**  
2 x Diesel  
57 hp

|                                    |                           |                           |  |
|------------------------------------|---------------------------|---------------------------|--|
| <b>LENGTH OVERALL</b><br>50 ft 6in | <b>BEAM</b><br>26 ft 5 in | <b>DRAFT</b><br>5 ft 3 in | <b>LENGTH WATERLINE</b><br>48 ft 11 in |
|------------------------------------|---------------------------|---------------------------|--|

## The Leopard 50L Configurations

The interior offers 3, 4, or 5 cabins, and an extensive options list.

All layouts offer the option of additional storage, berth, or head in the forward hull.







GLOBAL  
SUPPORT NETWORK

---



# LEOPARD

## CATAMARANS

[www.leopardcatamarans.com](http://www.leopardcatamarans.com)

The builder reserves the right to change or amend the contents of the document at any time without prior notification to any third party, and no liability will be accepted for errors contained within the same. Brochure and photography may include optional equipment.



SAIL

**LEOPARD**

40

| 45

| 50

| 58

[www.leopardcatamarans.com](http://www.leopardcatamarans.com)